



Ministry of Education  
SINGAPORE

# PARENT HANDBOOK (I) ON 1-TO-1 LEARNING

## Learning in a Digital Environment

- What's in store for your child for 1-to-1 learning?
- Digital Parenting Tips for You



**Today, rapid technological advancements are changing the way we live, work and play.**

0qr KMI qn Z LOQHGVREHHTXLSSHGZ LMK VKHVNLQVR KDQGEI  
FKDQJHVDQGGHDOZ LMK FKDDQJHV/LQVKHGJLVDO XVXUH


0l Tbb^n z LOGHYHS DOWXGQWVR EHDJLQIDQGI XVXUH UHGA  
UHJDUQWRI VMLUEDFNUURXQGV DQG WDUUQJ SRLQVLQQH

, @M qn z LOQHGVRSO DQDFVYHURQILQSDUWUHQJ VFKRRVR  
KHS SUHSDUHVMLUFKLOUHQI RUDQLQFUHDMQJO FRP SOJ  
LQMLFRQQHFWMGDQGVFKQRBJ GUYHQZ RUC



# What is the MOE National Digital Literacy Programme (NDLP) and how will 1-to-1 learning benefit my child?

7KURXJKVKH1' / 3 WXGHQWZ LQEH EHWUHTXLSHG VR DFTXLUH GLJLVDMNLQV QHGHGVR QDYLDVH  
 DQLQFUHDMQJ Q GLJLVDMHGZ RUC \$ VSDUARI VKHSURJUDP P H DQVFRQGDU VFKRROWXGHQWZ LQ  
 RZ QSHURQDQDQDUQJ GHYLFHVE\ HQG



( DFK FKLQZ LQKDYHVKHLURZ QGHYLFH VR DQGDQDUQJ Z LQEH VXSSRUWGLQVKHIRQZ LQJ  
 DUHDV

m\_ - m1; |; - 1\_br] - m7 t; - unbr]



\$ VR QDUQJ HQYLLRQP HQVXSSRUWJUHDVUHUHQDQDQV  
 DQGGLIHUHQDQVRLQDUQJ

( DFK WXGHQWZDUQJ H SHUHQFHFDQEHPRUHVLQGHQDQ  
 SHURQDQVVRKLVKHUQDUQJ QHGV LQMUHW SURJUHWDQ  
 VNLQ


" trrou| v; t=Jbu; 1|; 7 \_ 1ott- 0ou- |b; ; t; - unbr]



\$ VR QDUQJ HQYLLRQP HQVHQDEQVWXGHQWVRHQJDJHLQVH  
 GLHFHWGDUQJ DQVVRQDUVRJHVKHUZLVKVKHLUSHUV DQVLP H  
 DQDQZKHU

6WXGHQWFDQDFHWGLJLVDMNLQVVRXUFHVRQVKHLURZQVRDFTXLUH  
 NQRZ QGHJHDERXVRSFVRI SHURQDQVQMUHWMEH RQGKHFUWFXQP  
 7KH FDQDQRVKDUHQDQEXLQQRQRHQDQRVKHUVLGHQV DQGHILQHVKHLU  
 RZ QXQGHUWQGLQJ

" trrou| |\_; 7; ^; torl ; m] o=7d] b- t t; ; u- 1b v



\$ VR QDUQJ HQYLLRQP HQVSRYLGHVQIP P HULYH  
 HQYLLRQP HQVRUWXGHQWVRDFTXLUHGLJLVDMNLQV

6WXGHQWZ LQDUQJGLJLVDMNLQVXFKDVJDKHLUQ DQGHYDQDQJ  
 LQRP DMRQRQDQ LQMDFMQJ ZLVKVKHQDQFRP P XQW DQ  
 FUHQJ GLJLVDMNLQV

Click [here](#) to watch the video to find out how students feel about learning with the personal learning device.

# Digital Parenting Tips: How can I help my child to navigate the digital environment?

: LVK VR ØDUQLQJ FKLOUHQ P LJKWVSHQG P RUH VLP H RQ GLJLVDOGHMYLFHV KDYH P RUH RQOQH LQWULDFMRQV Z LVK IUHQGV DQG VKRZ D GHMLH VR H SØUH P RUH RQOQH +HUH DUH VRP H H DP SØV RQ KRZ \RX FDQ FRP SØP HQWVKH VFKRROV HII RUW VR VXSSRUW RXUFKLOGLQKLV KHUØDUQLQJ


\* XLGH < RXU&KLOG VR 8 VH 7 HFKQRØJ\ ( IIFVLYHO I RU/ HDUQLQJ



## Guide your child to search for credible information online

2 YQ .EQ KSVK XS5YFEY 9 FVR [ ML Q] JMRHW. LI EH XLEXXI V EV EFSX SJQ SWUYYSI WXL I V .WXXYI XLEX Q SWUYYSI WSRP FIM EXG VÆR XØ I W SJXI HEJ \$

1I XVHS ER SRRRI W EVGL XSKI XI V YVVRK Q ] [ SVHW V FEX HXS XI XSTIG; I GER EPVS YW XI 9 7 \* JEQI [ SVO +MXXI I GLI GOMXI VSYVG SJRVSQ EXSR MW GI HVRP ERH YRHI WYERH XI RVSQ EXSR F] RSSVRK JSV JEGVRSXSTIRSRW3 I \ X V W EVGL ERH GSQ TEV Q YPVRP VSYVG WFI JSV I ZEPYVRK XI RVSQ EXSR JSQ HMI V RXERKP W



## Encourage your child to use SLS to search for learning resources

) EH [ I EV P EVVRK E RI [ GSRG TX VR GEVWSHE] . Q LEZVRK HJUNGYPAWV YRHI WYERHVRK IX

. V GEPPJ SYVX EGLI VVLEVRK XLEX SY GER I \ TFSV XSTIGVERHXJ XI VRX VEGXZI VVR XI 1 2 4 \* 1NVEV EX] SYVS[ RTEG XS WTTSVX SYVR EVVRK\$; L] HSRXJ SY KIZI KIZI MEKS VSR\$

idh =oul ou



3 URW\FW<RXU&KLOG I URP 2 QQQH' DQJ HUV  
 DQG 7 HDFK 7 KHP VR 5 H\SHFW2 VKHUV  
 2 QQQH




## Guide your child to treat others with respect online

) EH HYVRK XLI ZIVI S GSRJ V RGRK  
 P WSR Q] JMRH LEH E JYRR] T\ SJR  
 T\ X\ ERH[ I X EWHLIQ R XLI GLEX



; I VLSYPH EP E] WFI V VTI GXYP[ LI R  
 GSQ QI RVRK SRPR 7I QI QFI VXL 8 - .3 0  
 JEQI [ SVQ\$ 1I XNEVD SYW FZI WLI W UYI VSRV  
 FI JSV TSVVRK .VMX8 YI \$ .VMX- I FTJY\$ .VMX  
 .RVTVRK\$ .VMX3 I G VIEJ \$ .VMX0 VRH\$



## Guide your child to practise safe and responsible online behaviour

) EH . EQ KSRK XS QI I XLI MTI WSR  
 [ LSQ . KSXS CRS[ SRPR LI  
 QI WIEKI HQI TVZEX P EWL I R H  
 XLI TLSXSWLEX. LEH VLEV H  
 I VTI GVRP XLSW XLEX. XEKKI H XS  
 YRVM FI EGL



.XQ E] RSXFI VEJ XS QI I XVSQI SRI ] SY CRS[ SRP  
 SRPR EV[ I EV YRVM SJXLI MEGYEPVMI RVM =SY  
 VLSYPH EP\$ FI GEV JYPSRPR ERH RSXV VTSRH XS  
 QI WIEKI WASQ TI STP ] SY HSR XORS[

' I GEV JYPX RSXV ZI EPXS Q YGL TI WSRP  
 RJSVQ EXSR SRPR I K TREG VJ SY JM UYI RXV KYFVR



\* XIGH < RXU & KLOG VR 8 VH VKH' HYLFIH LQ  
D %DODQFHG DQG 3 URGXFVLYH 0 DQQHU



## Guide your child to adopt a healthy balance of online and offline activities

2 YQ .Q HSRI [ ML Q] LSQI [ SVO  
JSVLI HE] &X VHNRRI V . PLEZI  
QSV XLER LSYWASTPE] Q]  
LERHTLSRI KEQI WYRXVFI HXQI

.Q KPEH] SYJSYRHE [ E] XS V FEA FYXHS] SY  
V QI QFI VSYVJEQ M] GSRXEG\$ 3 S HI ZIQ WEX  
P EVXSRI LSYVFI JSV FI HXQI 1I XWKS JSVER  
EJX VHNRRI V [ EPXSKI XLI VNRVX EH



## Guide your child to use productivity tools, to organise information and simplify tasks for efficiency.

2 YQ . GERRSXV QI QFI VLI HEX WSJ  
Q] YTG SQ NRK X VVV

=SY GER YW ] SYVSRARI GER RHEVXS QI T  
XEGOSJ] SYVR EVNRK VQLI HYR ERHTER  
] SYVVI ZMOR LEPP [ ERVQ ] NR XLI  
HI XEIVSJEQ M] I ZI RXVNR SYVSRARI JEQ M]  
GER RHEVXSKI XLI VJSVJYXV V JI V RG \$

